

Fund Information

Name of the Fund	MEFIC Saudi Freestyle Equity Fund
Fund objective	MEFIC Saudi Freestyle Equity Fund is an open-ended investment fund which aims to achieve capital growth over the long term through investing primarily in stocks of Shariah compliant companies that are listed on the Saudi Stock Exchange (Tadawul) and Parallel market (Nomu).
Fund start date	31-12-2017
Unit Price upon Offering	100 ﷲ
Size of the Fund	15,418,220.62
Type of fund	Open-ended; Shari'ah Compliant Equity Fund
Currency of the Fund	ﷲ
Level of Risk	High Risk
Benchmark	S&P Saudi Arabia Shariah
Number of Distributions (if any)	No Distribution of Dividend
Percentage of fees for the management of the invested funds (if any)	Not Applicable
The investment advisor and fund sub-manager (if any)	Not Applicable
The number of days of the weighted average (if any)	Not Applicable
A statement of the fund's dividends distributed to the unitholders (if any)	Not Applicable
The credit rating of the debt instruments for the top 10 investments of the fund	Not Applicable

Price Information at the end of the quarter

Item	Value
Unit Price	237.8112
Change in unit price	-8.56%
Dual unit price for money market funds, and debt instruments funds with fixed income (if any)	-
Total units of the fund	64,639.70
Total net assets	15,372,045.51
P/E ratio (if any)	-

Fund Information at the end of the quarter

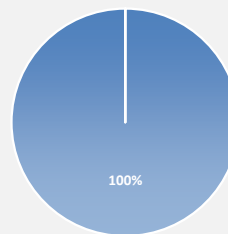
Item	Value	Percentage %
Total Expense Ratio (TER)	82,570.88	0.51%
Borrowing percentage (if any)	0.00	0.00%
Dealing expense	96,120.06	0.60%
Investment of the fund	0.00	0.00%
Distributed profit	0.00	0.00%

Revenue

Item	3 Months	YTD	One year	3 years	5 years
Fund performance	-8.56%	-10.82%	-10.82%	26.96%	54.46%
Benchmark performance	-10.35%	-13.87%	-13.87%	1.58%	23.86%
Performance difference	1.79%	3.05%	3.05%	25.38%	30.60%

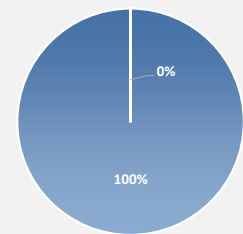
Geographical Distribution

Kingdom of Saudi Arabia



Fund Ownership Investment

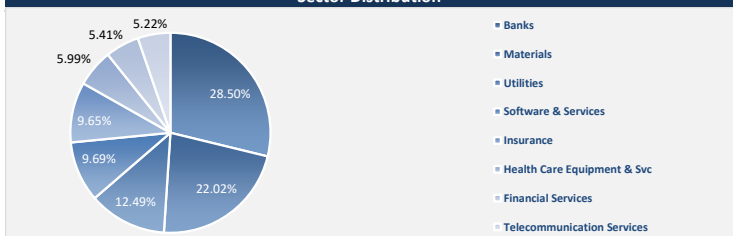
■ Full ownership ■ Usufruct right



Performance and Risk

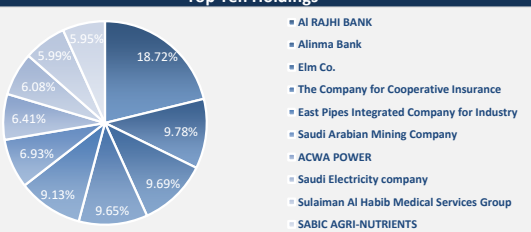
Item	3 Months	YTD	One year	3 years	5 years
1- Standard deviation	10.12	12.79	12.79	25.93	34.62
2- Sharp indicator	-0.013	-0.013	-0.013	0.008	0.015
3- Tracking Error	3.59%	3.05%	3.05%	19.21%	30.34%
4- Beta	0.83	0.93	0.93	0.96	0.94
5- Alpha	1.79%	3.05%	3.05%	25.38%	30.60%
6- Information Index	0.50	1.00	1.00	1.32	1.01

Sector Distribution *

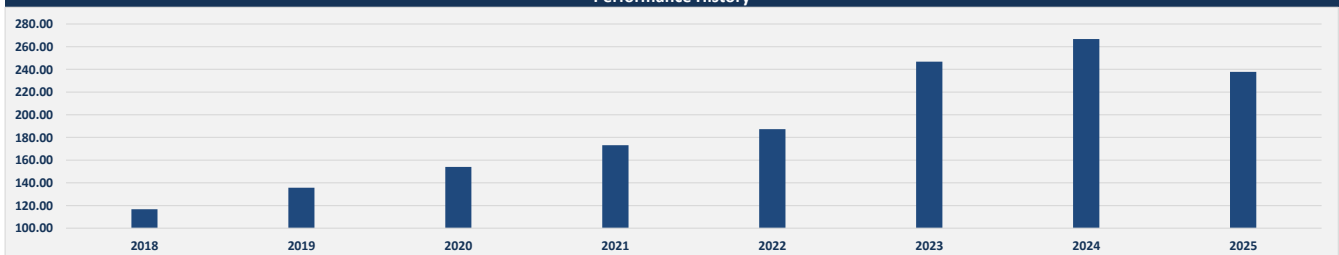


* As the beginning of the quarter

Top Ten Holdings *



Performance History



Middle East Financial Investment Company (MEFIC Capital) is authorized by the Capital Market Authority. MEFIC Capital does not guarantee the performance of any investment. The value of an investment in the Fund is variable and may increase or decrease. The Fund could be subject to high volatility due to the composition of its investments. The Fund's past performance is not necessarily a guide or predictor of the Fund's future performance. There is no guarantee to the unit holders that the Fund's absolute performance or its performance relative to the Benchmark will be repeated or similar to the previous performance. The prices or value or income of the units of the Fund may decrease and the investor may get back less than the amount invested. The income of the Fund from investment in securities may fluctuate and a part of the capital invested may be used to pay that income. The Fund invests in foreign currency denominated securities and therefore is exposed to foreign exchange risk that may have an adverse effect on the price, value or income of the Fund. Investment in investment funds is not a deposit with any bank. Investors may be exposed to loss of funds when investing in investment funds. The Fund Manager is not obliged to accept the redemption request of the units at the value of the offering. The value of the units and their revenues are subject to fluctuations. The investment may not be suitable for all recipients of the advertisement. MEFIC Capital recommends that if they have any doubts, they should seek advice from their investment adviser. Fees and charges apply as per Terms and Conditions. Please refer to the T&Cs for more details on the risks involved while investing in the Fund. To obtain a copy of the T&Cs, information memorandum, fund reports to unitholders and financial statements, please visit our website <https://mefic.com.sa/ar/or> call 0112186777-0112186666

بيان المعادلات المستخدمة لاحتساب معايير الأداء والمخاطر

A description of formulas utilized for assessing performance and risk measures

Standard deviation	$\sqrt{\frac{\sum_{i=1}^n (x_i - \bar{x})^2}{n - 1}}$ <p> x_i = Value of the i^{th} point in the data set \bar{x} = The mean value of the data set n = The number of data points in the data set </p>	الانحراف المعياري
Sharp indicator	$\frac{R_p - R_f}{\sigma_p}$ <p> R_p = return of portfolio R_f = risk-free rate σ_p = standard deviation of the portfolio's excess return </p>	مؤشر شارب
Tracking error	<p><i>Standard Deviation of (P - B)</i></p> <p>Where P is portfolio return and B is benchmark return.</p>	خطأ التتبع
Beta	$\frac{\text{Covariance}(R_e, R_m)}{\text{Variance}(R_m)}$ <p> R_e = the return on an individual stock R_m = the return on the overall market </p>	بيتا
Alpha	<p>ALPHA = Portfolio Return – Benchmark Return</p>	ألفا