

MEFIC SAR Murabaha Fund Q1 Report - 2026

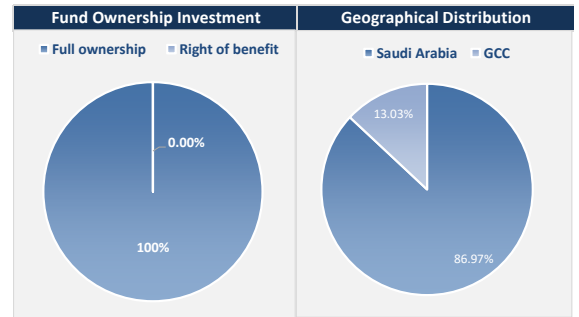


Fund Information	
Name of the Fund	MEFIC SAR Murabaha Fund
Fund objective	The Fund aims to preserve the capital and its liquidity, while achieving an appropriate rate of return through: Investing in money market instruments, fixed income, and similar investment funds that comply with Sharia standards.
Fund start date	03.01.2011
Unit Price upon Offering	ﷲ
Size of the Fund	95,978,785.00
Type of fund	Open Ended shariah compliant public fund.
Currency of the Fund	ﷲ
Level of Risk	Low
Benchmark	SAIBOR 1M
Number of Distributions (if any)	No Distribution of Dividend
Percentage of fees for the management of the invested funds (if any)	1- Alpha Murabaha Fund 0.45% 2- Aljazira Saudi Riyal Murabaha Fund 0.75%
The investment advisor and fund sub-manager (if any)	Not Applicable
The number of days of the weighted average (if any)	35.09
A statement of the fund's dividends distributed to the unitholders (if any)	Not Applicable

Price Information at the end of the quarter	
Item	Value
Unit Price	112.5437
Change in unit price	1.19%
Dual unit price for money market funds, and debt	-
Total units of the fund	852,337.77
Total net assets	95,925,279.56
P/E ratio (if any)	-

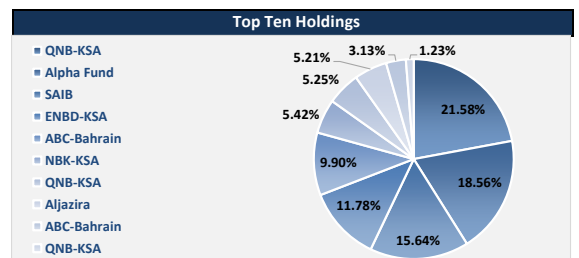
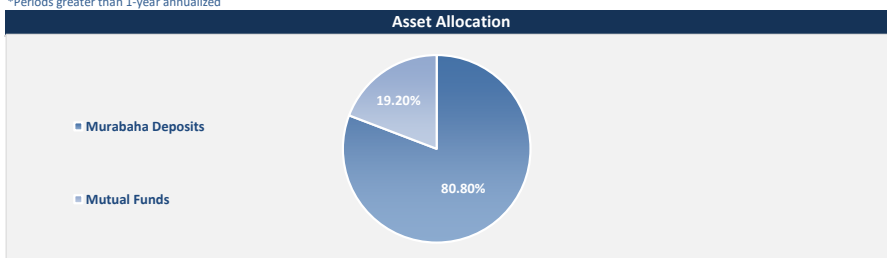
Fund Information at the end of the quarter		
Item	Value	Percentage %
Total Expense Ratio (TER)	177,495.94	0.16%
Borrowing percentage (if any)	0.00	0.00%
Dealing expense	0.00	0.00%
Investment of the fund	0.00	0.00%
Distributed profit	0.00	0.00%

Revenue					
Item	3 Months	YTD	One year	3 years	5 years
Fund performance	1.19%	1.19%	5.05%	12.54%	12.38%
Benchmark performance	1.19%	1.19%	5.48%	18.42%	23.59%
Performance difference	0.00%	0.00%	-0.43%	-5.88%	-11.21%

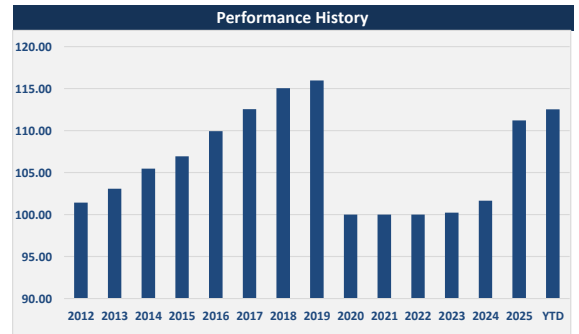


Performance and Risk *					
Item	3 Months	YTD	One year	3 years	5 years
1- Standard deviation	0.10%	0.10%	0.07%	0.66%	0.77%
2- Sharp indicator	0.46	0.46	-2.90	-2.35	-2.37
3- Tracking Error	0.01%	0.01%	0.11%	0.68%	0.61%
4- Beta	1.05	1.05	0.34	-0.61	0.79
5- Alpha	0.00%	0.00%	-0.43%	-1.78%	-1.97%
6- Information Index	0.19	0.19	-4.01	-2.63	-3.20

*Periods greater than 1-year annualized



The credit rating of the debt instruments for the top 10 investments of the fund					
#	Investments	Credit rating of the debt instrument.	Credit rating of the issuer of the debt instrument.	Credit rating agency issuing the credit rating.	Date of the credit rating.
1	QNB-KSA	A+	A+	Fitch	28-03-24
2	Alpha Fund	N/A	N/A	N/A	N/A
3	SAIB	BBB+	BBB+	Standard & Poor's	17-06-25
4	ENBD-KSA	A1	A1	Moody's	13-05-25
5	ABC-Bahrain	BBB-	BBB-	Fitch	28-05-25
6	NBK-KSA	A+	A+	Standard & Poor's	25-11-25
7	QNB-KSA	A+	A+	Fitch	28-03-24
8	Aljazira	A3	A3	Moody's	28-11-24
9	ABC-Bahrain	BBB-	BBB-	Fitch	28-05-25
10	QNB-KSA	A+	A+	Fitch	28-03-24



Middle East Financial Investment Company (MEFIC Capital) is authorized by the Capital Market Authority. MEFIC Capital does not guarantee the performance of any investment. The value of an investment in the Fund is variable and may increase or decrease. The Fund could be subject to high volatility due to the composition of its investments. The Fund's past performance or the Benchmark's past performance is not necessarily a guide or predictor of the Fund's future performance. There is no guarantee to the unit holders that the Fund's absolute performance or its performance relative to the Benchmark will be repeated or similar to the previous performance. The prices or value or income of the units of the Fund may decrease and the investor may get back less than the amount invested. The income of the Fund from investment in securities may fluctuate and a part of the capital invested may be used to pay that income. The Fund invests in foreign currency denominated securities and therefore is exposed to foreign exchange risk that may have an adverse effect on the price, value or income of the Fund. Investment in investment funds is not a deposit with any bank. Investors may be exposed to loss of funds when investing in investment funds. The Fund Manager is not obliged to accept the redemption request of the units at the value of the offering. The value of the units and their revenues are subject to fluctuations. The investment may not be suitable for all recipients of the advertisement. MEFIC Capital recommends that if they have any doubts, they should seek advice from their investment adviser. Fees and charges apply as per Terms and Conditions. Please refer to the T&Cs for more details on the risks involved while investing in the Fund. To obtain a copy of the T&Cs, information memorandum, fund reports to unitholders and financial statements, please visit our website <https://mefic.com.sa/ar/or> call 0112186777-0112186666

بيان المعادلات المستخدمة لاحتساب معايير الأداء والمخاطر

A description of formulas utilized for assessing performance and risk measures

<p>Standard deviation</p>	$\sqrt{\frac{\sum_{i=1}^n (x_i - \bar{x})^2}{n - 1}}$ <p>x_i = Value of the i^{th} point in the data set \bar{x} = The mean value of the data set n = The number of data points in the data set</p>	<p>الانحراف المعياري</p>
<p>Sharp indicator</p>	$\frac{R_p - R_f}{\sigma_p}$ <p>R_p = return of portfolio R_f = risk-free rate σ_p = standard deviation of the portfolio's excess return</p>	<p>مؤشر شارب</p>
<p>Tracking error</p>	<p><i>Standard Deviation of (P - B)</i></p> <p>Where P is portfolio return and B is benchmark return.</p>	<p>خطأ التتبع</p>
<p>Beta</p>	$\frac{\text{Covariance}(R_e, R_m)}{\text{Variance}(R_m)}$ <p>R_e = the return on an individual stock R_m = the return on the overall market</p>	<p>بيتا</p>
<p>Alpha</p>	<p>ALPHA = Portfolio Return – Benchmark Return</p>	<p>ألفا</p>